

---

# LG SUPERSIGN SOLUTION

Exclusive software solution to connect and  
manage digital signages



LG SuperSign



# LG SuperSign– A Powerful yet Simple Software Solution



## 01

---

### Content Management

#### SuperSign CMS

All-in-one content management software for editing, scheduling and distribution. Over 100 templates are available, and various special effects can be applied to make content creation easier. Contents are set as a playlist with detailed schedules and distributed to multiple displays installed at large places, wherever they are, with a single server. Users can manage content using their mobile phone as well as PC.

#### SuperSign Media Editor

An application for cropping and encoding videos and images. SuperSign Media Editor is specially offered for video walls with irregular layouts or LG Ultra Stretch signage which requires additional editing of original content sources. This editor is a standalone program that requires a SuperSign CMS license. It can be downloaded from the global LG partner portal.

#### LG Simple Editor

Simple content editing and distribution freeware dedicated for LG Smart TV signage. Contents can be distributed via USB or network connection. This editor can be downloaded from the product description webpage for your Supersign TV on LG.com.

---

LG SuperSign is a comprehensive and indispensable software solution for the integrated management of digital signages. With SuperSign, content creation and distribution gets easier and centralized monitoring and control becomes simpler, helping your business save time and operate more effectively across its locations. Besides its outstanding functionality, the intuitive GUI (Graphical User Interface) and user-focused layout designs enhance user-friendliness, saving users from having to go through a complicated learning process in order to use SuperSign.

Choose different LG SuperSign software solutions based on your intended use and business requirements.



## 02

### Monitoring and Control

#### SuperSign Control+

All-in-one control and real-time monitoring software. Your displays are remotely controlled by multiple accounts with a single server, and the log info and issues of each device are recorded. They are then categorized and managed as groups according to their status, enabling systematic and efficient management. This is an optional paid software license that leverages significantly more features than Supersign Control.

#### SuperSign Control

Basic software to control up to 100 displays via network. Essential factors such as power, volume and scheduling can be remotely adjusted and firmware update is supported. This is free software available via download from the global LG partner portal.

## 03

### White Balance Calibration

#### SuperSign WB

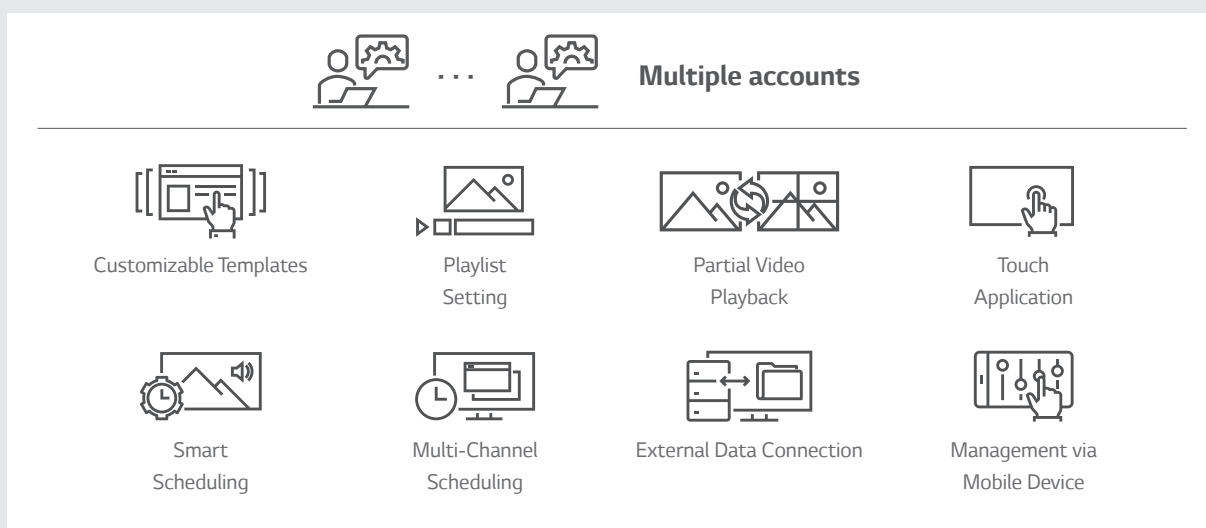
Calibration software for adjusting a video wall's white balance. Two modes using a camera and a sensor are supported, so the choice depends on the situation and the user's preference. After measuring the color value for each display, color is adjusted for uniform picture quality. SuperSign WB software is free to use for sensor calibration mode. Camera calibration mode requires an additional paid license. The software can be downloaded from the global LG partner portal.

# SuperSign CMS

Versatile Content Management with Enhanced Usability

## Full Coverage -From Stand-alone to LED Signage

A variety of LG digital signages, whether stand-alone, outdoor, video walls, or LED signage\*, can be simultaneously connected and seamlessly managed by SuperSign CMS, with a single server. Administrators are free from the restraints of managing various display types and installation places, and they can operate an array of displays easily using a PC or mobile phone. Going a step further, SuperSign CMS supports multiple accounts with different authorizations, enabling systematic and efficient management based on the role of each account.



\* Some LED models may not be compatible with SuperSign CMS. Please contact your regional LG sales representatives for details.

## Easily Create Special and Captivating Content

### Intuitive UX

Simplicity, flow, and highlights. The GUI has been designed strictly based on user convenience and workflow. It shows integral content management items with a simple dashboard and each menu leads users to move on to the next step unconsciously without difficulties.



### Content Editor

Basic templates are provided with visual guides for more convenient content creation. Even beginners can easily edit content just by dragging and dropping videos/images or entering text. In addition, SuperSign CMS supports a variety of video effects\* for flexible content production. Once each content is saved, users can set the playback duration, edit sequences or set them to play in random order as a playlist.

- **Customizable Templates:** Numerous useful templates are offered for user convenience, categorized by industry or purpose, including basic layouts, bars/restaurants, shopping, hotels, information, transportation and hospitals.



- **Partial Video Playback:** Effectively eliminates the long process of content editing and encoding for video walls. Now, all users need to do is select the whole playback image and specify the desired area to be shown for each display.



- **Touch Application:** Touch effects can be added to contents for customer engagement. Based on visual guides, users can choose among available touch displays and designate touch areas for certain contents that will be played when those areas are touched.



- **External Data Connection:** Data from external systems can be connected to SuperSign CMS, and support for common data formats such as XML, Excel, or Database allows wider application. Data can be managed by workgroup, allowing managers to operate several workgroups with related external data.



\* The availability of features may vary in different webOS platform versions.

## Optimize Time and Date for Advanced Playback

### Scheduling and Distribution


Users can adjust the date and time for content playback for each display and distribute to their displays. Once the schedules are set and distributed to displays, users can check all schedules via a visualized calendar for each player. Beyond simple playback scheduling, SuperSign CMS gives users more flexibility and convenience for smoother content operation.

- **Smart Scheduling:** When scheduled content is distributed, control commands can also be added. For example, content set to be played at night time may require lower brightness and volume. Such customized settings help store operators manage more efficiently while delivering optimized advertisements to captivate customers.
- **Multi-Channel Scheduling:** A new schedule usually overrides the previous one. However, with a multi-channel scheduling feature, users can distribute multiple schedules with different channels, so a manager near a display is able to change channels via remote control when schedules needed to be changed. This allows increasingly flexible and quick responses to pop-up promotions or emergency situations.



## Always-On Management via Mobile Device

SuperSign CMS supports mobile devices, so most of functions related to content management are also available on mobile devices connected to the Internet. Users can deploy and confirm contents even while on the road, on vacation, or any place if there is an Internet connection.



- Support any mobile device
- Based on web environment
- Manage, Content, Playlist, Distribution

# SuperSign Media Editor

Creative Tool for an Exceptional Viewing Experience

## Optimal Editor for Special Layouts

Users may experience difficulty editing and encoding content for the irregular-shaped layout of video walls or Ultra Stretch displays, since the typical picture ratio of 16:9 does not fit them. LG recommends using the optimal user-friendly editor, SuperSign Media Editor. Its intuitive GUI (Graphical User Interface) enhances user convenience so that even novice users can create their own special content with drag and drop interactions.



# LG Simple Editor

Quick and Easy Content Management

## Essential Editor Dedicated for Smart TV Signage

LG Simple Editor offers a simpler version of SuperSign CMS that is exclusively designed for LG Smart TV signage. Users can create content easily using embedded templates that provide customizable elements, including images, text, videos, backgrounds, and external input signals. Once a playlist is set, LG Simple Editor supports it to be distributed to several displays via network connection or USB plug-in.

### Only 3 steps!!



# SuperSign Control+

A Complete Solution for Effective and Reliable Operation

## Integrated Monitoring and Real-time Control

SuperSign Control+ is a remote control and monitoring software solution optimized for LG digital signages.

It focuses on large scale deployment, supporting more than thousands of displays. Multiple accounts can access the SuperSign Control+ server via network to monitor the status of connected displays in real-time, control them, and adjust their setting values. As an ever-ready solution, it continuously monitors the status of displays and instantly sends out e-mail alerts to administrators when problems occur.



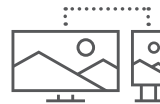
Multiple accounts



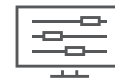
All-in-one  
Dashboard



Customized Settings  
& Email Alerts



Real-time  
Thumbnails



Detailed  
Control



LG SuperSign Control+



webOS Based



w/ Agent SW



w/ Agent SW

Media Player Based



## Sophisticated Monitoring Made Simple

### All-in-one Dashboard

The first screen displays a dashboard which contains a brief summary of the current status, letting users check all devices at a glance. Device status is classified into 3 states and all the issues and histories are reported. Additionally, devices needing priority examination are shown as top issues requiring rapid response.



### Customizable Rule Settings

Alerts and warnings can be customized according to various parameters such as power, fan and temperature as managers see fit. When errors occur, alarms can be immediately sent out using e-mail or the SNMP protocol even if managers are out of office.



### Real-time Thumbnail View

Actual screen images of connected displays are regularly captured and sent in short intervals for real-time monitoring. Colored icons in the top right of the screen describe the current status so managers can intuitively assess the status.



---

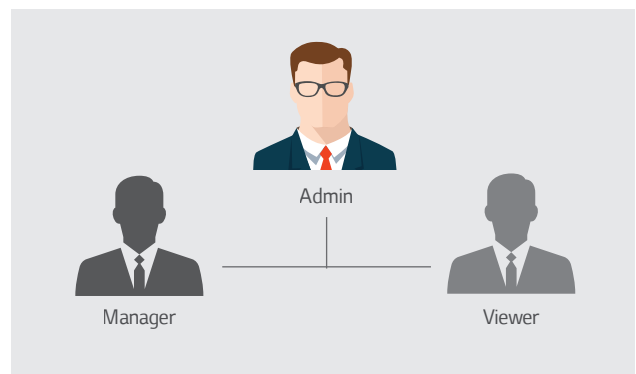
## Detailed Control with Multiple Accounts

### Group and Single Control

Thousands of displays can be controlled and categorized into workgroups according to purpose for operational efficiency. Managers are able to select a single device or multiple devices to check detailed information and adapt values for each property. When firmware upgrades are required, they are easily implemented through network connection.

### Multiple Accounts

Taking into consideration simultaneous management by several users, SuperSign Control+ provides multiple accounts based on the users' roles. Each account can access control and monitoring functions within a set range of authority. In this way, it enables very organized, effective management across displays and branch offices.



---

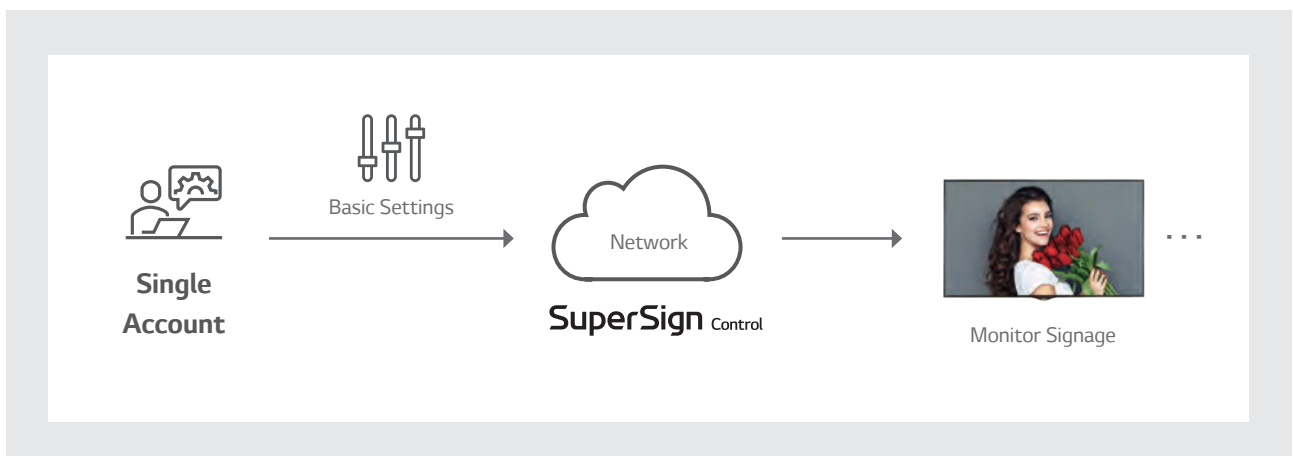
# SuperSign Control

## Essential Software for Simple Management

---

### Quick and Easy Control

SuperSign Control gives managers the ability to control multiple LG displays at once. A single account is provided, which is able to check device information, set up basic properties such as power, picture mode, volume, time and even update firmware.



# SuperSign WB

## Calibration Software for a Seamless View

### Achieve Superb Color Consistency

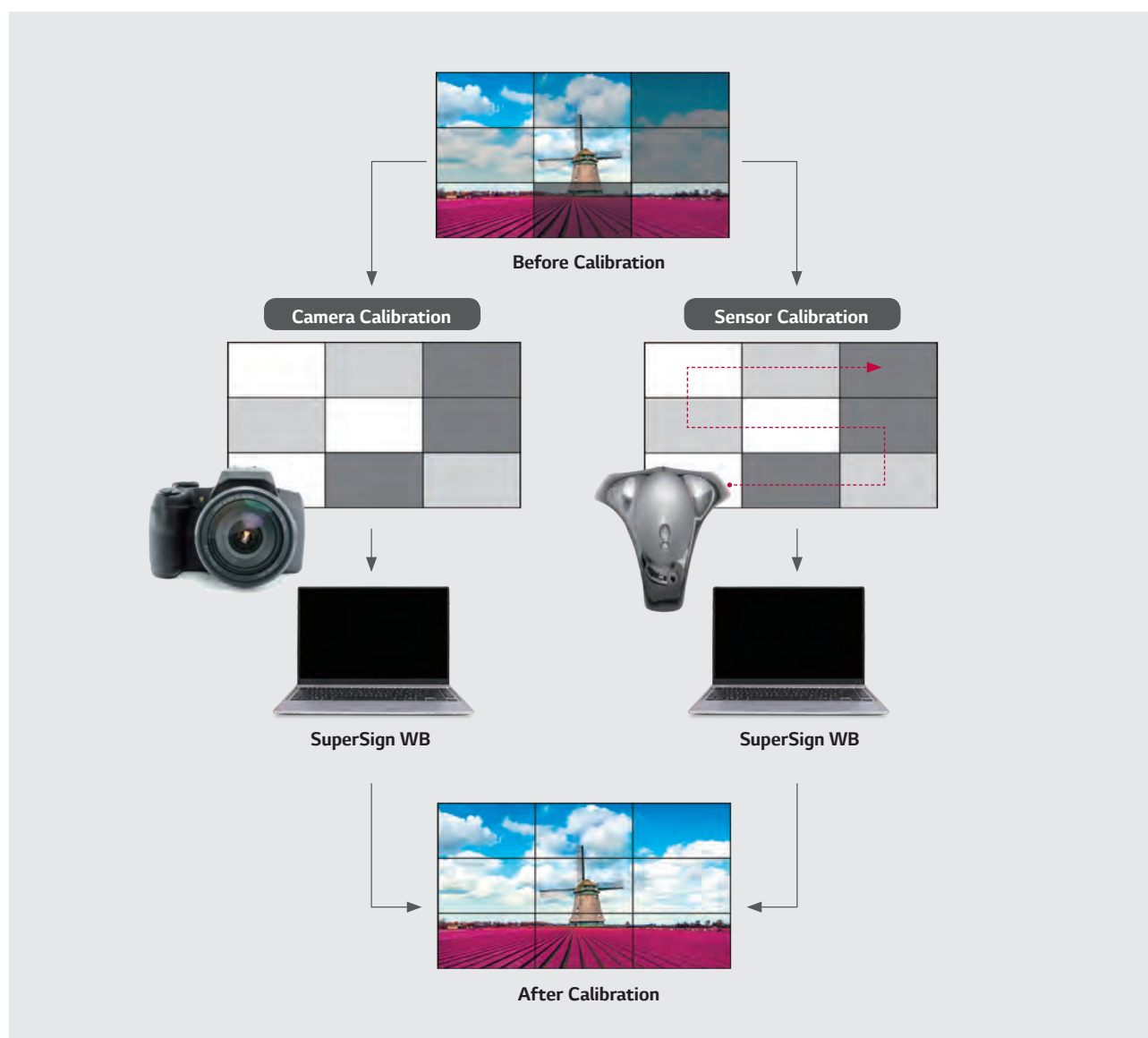
Delivering stable and accurate color among connected displays is a key factor in determining the picture quality of a video wall. SuperSign WB adjusts the white balance to achieve this purpose by supporting camera and sensor calibration. Thanks to our user-friendly UI, the calibration process has become much easier.

#### Camera Calibration

The major benefit of camera calibration is that users save time and manpower due to a simpler process than traditional sensor calibration. Through a designated DSLR camera\*, SuperSign WB recognizes video wall layouts (up to 3×3), detects and changes color values based on the reference display chosen by users in advance. After calibration, users can compare the before and after status to check whether the calibration process was successful.

#### Sensor Calibration

As a familiar and general method, sensor calibration uses a dedicated white balance sensor\*\* to measure and adjust the color values of each display. Although it takes much more time to calibrate because the process needs to be done for each display, it is recommended when a video wall layout has an irregular shape or is beyond 3×3 tiling.



\* Supported camera models: Nikon D5300, D5500, D5600

\*\* Supported sensor models: Spyder 3/4/5, i1 Display Pro, ACB8300, CA210/310

# SuperSign CMS

## Hardware Recommendation

SuperSign CMS			
	~ 50	~ 500	~ 1000
Server Construction	Single Server	Single Server	Single Server
Recommended OS	Windows 7 Windows 8.1 Windows 10	Windows 7 Windows 8.1 Windows 10 Windows Server 2012 R2 Windows Server 2016	Windows 7 Windows 8.1 Windows 10 Windows Server 2012 R2 Windows Server 2016
CPU	Intel Core 2 Duo (2.5 GHz) or higher	Intel i7 or higher	Intel XEON E5-2676 v3 8 Core or higher
Memory	4 GB or more	4 GB or more	8 GB or more
HDD	40 GB or more of free space	40 GB or more of free space	40 GB or more of free space
Network Bandwidth	100 Mbps or higher	100 Mbps or higher	100 Mbps or higher
Browser	Internet Explorer 10 or later Chrome 50 or later	Internet Explorer 10 or later Chrome 50 or later	Internet Explorer 10 or later Chrome 50 or later

# SuperSign Control+

## Hardware Recommendation

SuperSign Control+		
	SuperSign Control+ Manager	SuperSign Control+ Agent
Recommended OS	Windows 7 64bit Platform Windows 10 64bit Platform Windows Server 2012 R2 64bit Platform	Windows 7 Windows 10 Windows Server 2012 R2
CPU	Intel XEON E5-2676 v3 8 Core or higher	Intel Core 2 Duo (2.5 GHz) or higher
Memory	8 GB or more	4 GB or more
HDD	40 GB or more of free space	40 GB or more of free space
Network Bandwidth	100 Mbps or higher	100 Mbps or higher
Browser	Chrome 50 or later	N/A

---

# SuperSign WB

## Hardware Recommendation (Camera Calibration)

---

- Supported models :  
Camera calibration is restricted to video wall models in configurations of up to 3x3.
- For optimal calibration results, your camera and video wall must each be facing the front center of the other.
- Install your camera in a horizontal orientation. Positioning your camera vertically may cause monitor detection to fail, which will lead to improper calibration.
- Only video walls configured in a square formation can be calibrated. Irregularly installed video walls are not supported.

---



SuperSign WB	
Contents	Specifications
Camera	DSLR Camera Nikon D5300, D5500, D5600
Lens	AF-S DX NIKKOR 18-55mm F3.5-5.6G VR II
Tripod	Doesn't matter
USB	One available Camera to PC (USB) connect cable Recommended : USB extender cable 10M (32 feet)
RS232	One available RS232 to PC (USB) connect cable Recommended : RS232 Serial extender cable 10M (32 feet)



## **LG SuperSign**

Exclusive software solution to  
connect and manage digital signages



-  <http://www.lg.com/us/business/commercial-display>
-  <http://www.twitter.com/LGCommDisplays>
-  <http://www.facebook.com/LGcommercialdisplays>
-  <http://www.linkedin.com/company/lg-commercial-displays-usa>
-  <http://www.youtube.com/lgcommercialdisplayusa>

LG may make changes to specifications and product descriptions without notice.  
 Copyright © 2018 LG Electronics Inc. All rights reserved. "LG Life's Good" is a registered trademark of LG Corp.  
 The names of products and brands mentioned here may be the trademarks of their respective owners.  
 CAT\_Supersign\_Solutions\_101817\_PR